

Appendix C

Environmental Monitoring Results

Air Quality Monitoring

Air Quality Monitoring: 1-hour TSP Monitoring Results

AM1a - Tat Tung Road Garden

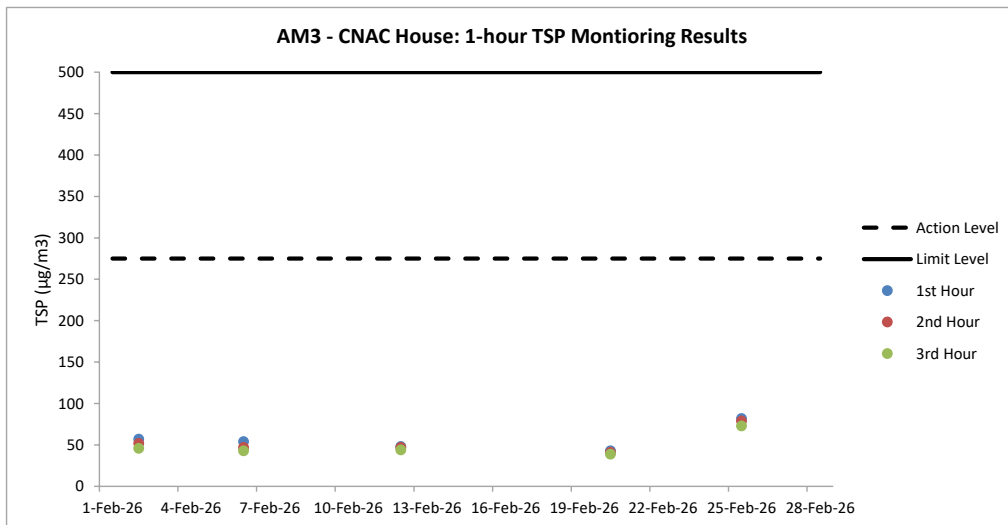
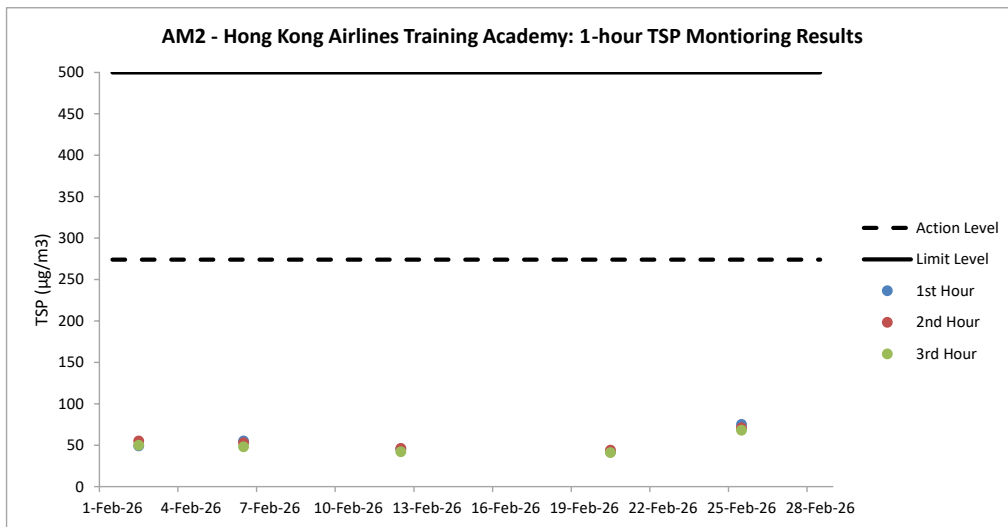
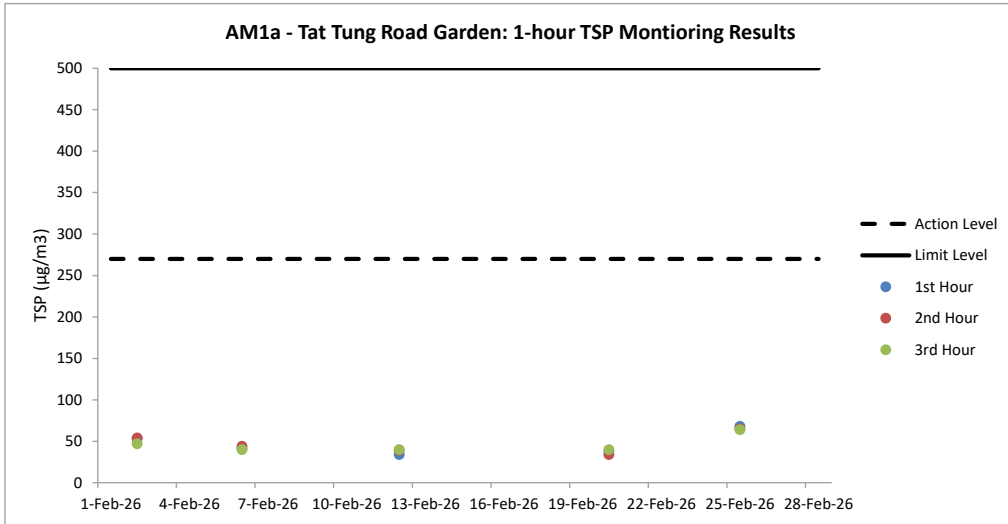
Date	Start Time	Finish Time	Weather Condition	TSP ($\mu\text{g}/\text{m}^3$)	Action Level ($\mu\text{g}/\text{m}^3$)	Limit Level ($\mu\text{g}/\text{m}^3$)
2-Feb-26	12:30	13:30	Sunny	53	270	500
2-Feb-26	13:30	14:30	Sunny	54	270	500
2-Feb-26	14:30	15:30	Sunny	47	270	500
6-Feb-26	12:30	13:30	Sunny	41	270	500
6-Feb-26	13:30	14:30	Sunny	44	270	500
6-Feb-26	14:30	15:30	Sunny	40	270	500
12-Feb-26	12:20	13:20	Cloudy	34	270	500
12-Feb-26	13:20	14:20	Cloudy	39	270	500
12-Feb-26	14:20	15:20	Cloudy	40	270	500
20-Feb-26	11:50	12:50	Sunny	38	270	500
20-Feb-26	12:50	13:50	Sunny	34	270	500
20-Feb-26	13:50	14:50	Sunny	40	270	500
25-Feb-26	13:35	14:35	Cloudy	68	270	500
25-Feb-26	14:35	15:35	Cloudy	65	270	500
25-Feb-26	15:35	16:35	Cloudy	64	270	500

AM2 - Hong Kong Airlines Training Academy

Date	Start Time	Finish Time	Weather Condition	TSP ($\mu\text{g}/\text{m}^3$)	Action Level ($\mu\text{g}/\text{m}^3$)	Limit Level ($\mu\text{g}/\text{m}^3$)
2-Feb-26	8:55	09:55	Sunny	49	274	500
2-Feb-26	9:55	10:55	Sunny	55	274	500
2-Feb-26	10:55	11:55	Sunny	50	274	500
6-Feb-26	8:55	09:55	Sunny	55	274	500
6-Feb-26	9:55	10:55	Sunny	53	274	500
6-Feb-26	10:55	11:55	Sunny	48	274	500
12-Feb-26	8:55	09:55	Cloudy	45	274	500
12-Feb-26	9:55	10:55	Cloudy	46	274	500
12-Feb-26	10:55	11:55	Cloudy	42	274	500
20-Feb-26	8:20	09:20	Sunny	42	274	500
20-Feb-26	9:20	10:20	Sunny	44	274	500
20-Feb-26	10:20	11:20	Sunny	41	274	500
25-Feb-26	9:53	10:53	Cloudy	75	274	500
25-Feb-26	10:53	11:53	Cloudy	71	274	500
25-Feb-26	11:53	12:53	Cloudy	68	274	500

AM3 - CNAC House

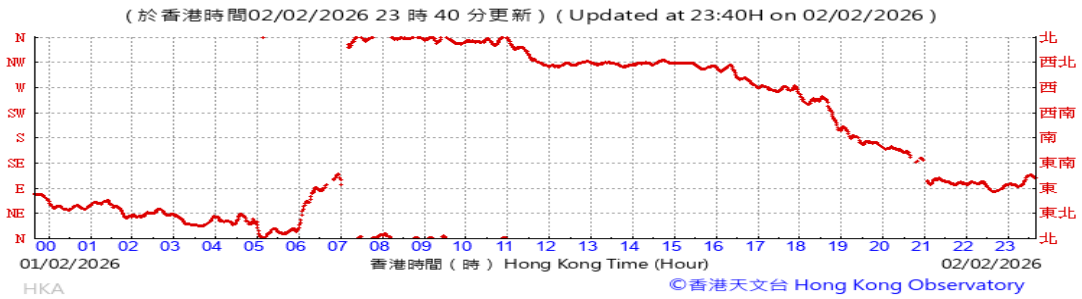
Date	Start Time	Finish Time	Weather Condition	TSP ($\mu\text{g}/\text{m}^3$)	Action Level ($\mu\text{g}/\text{m}^3$)	Limit Level ($\mu\text{g}/\text{m}^3$)
2-Feb-26	8:45	09:45	Sunny	57	275	500
2-Feb-26	9:45	10:45	Sunny	52	275	500
2-Feb-26	10:45	11:45	Sunny	46	275	500
6-Feb-26	8:45	09:45	Sunny	54	275	500
6-Feb-26	9:45	10:45	Sunny	47	275	500
6-Feb-26	10:45	11:45	Sunny	43	275	500
12-Feb-26	8:45	09:45	Cloudy	48	275	500
12-Feb-26	9:45	10:45	Cloudy	47	275	500
12-Feb-26	10:45	11:45	Cloudy	44	275	500
20-Feb-26	8:10	09:10	Sunny	43	275	500
20-Feb-26	9:10	10:10	Sunny	41	275	500
20-Feb-26	10:10	11:10	Sunny	39	275	500
25-Feb-26	10:12	11:12	Cloudy	82	275	500
25-Feb-26	11:12	12:12	Cloudy	79	275	500
25-Feb-26	12:12	13:12	Cloudy	73	275	500



Appendix C – Extract of Wind Data for Chek Lap Kok Wind Station

2 February 2026

Wind Direction:

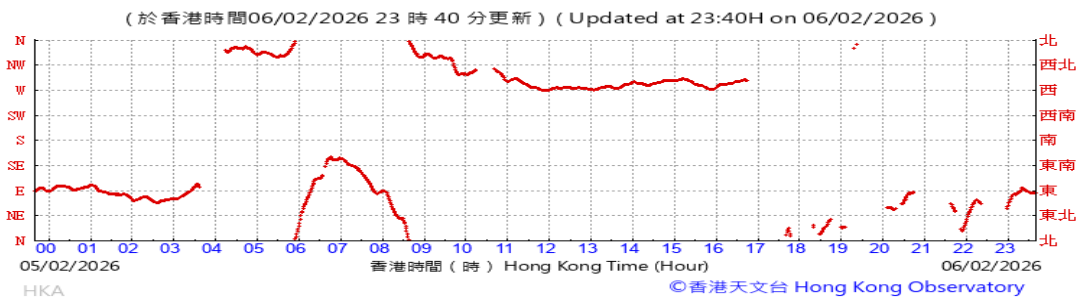


Wind Speed:

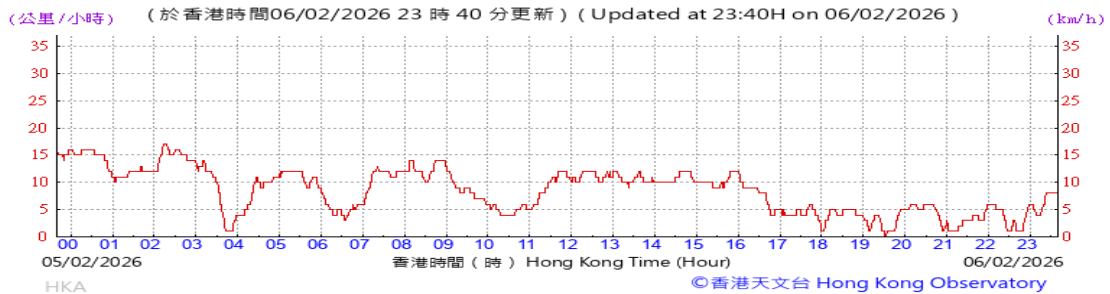


6 February 2026

Wind Direction:



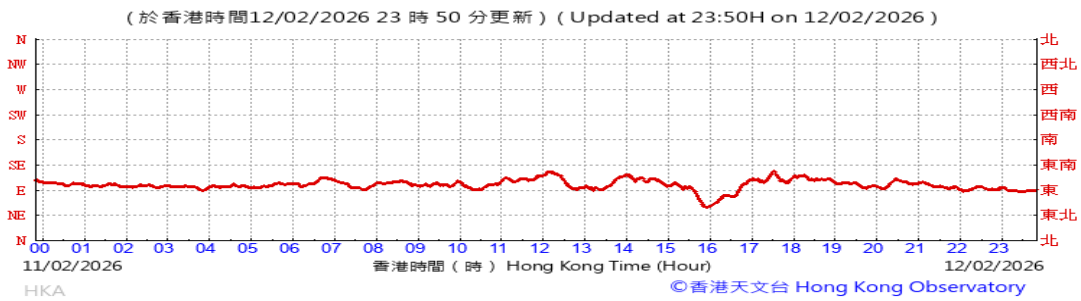
Wind Speed:



Appendix C – Extract of Wind Data for Chek Lap Kok Wind Station

12 February 2026

Wind Direction:

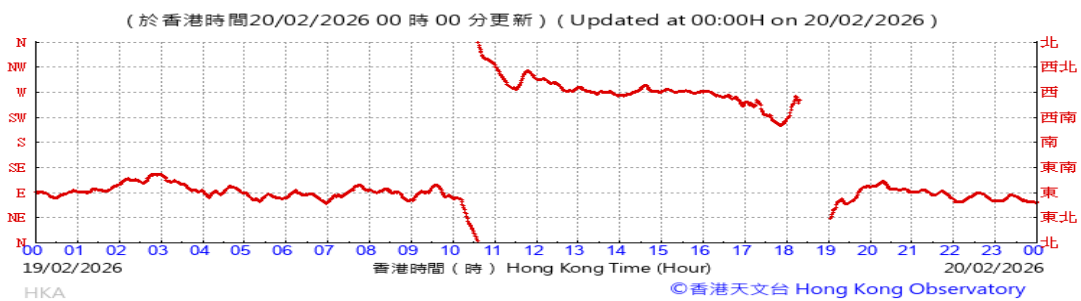


Wind Speed:

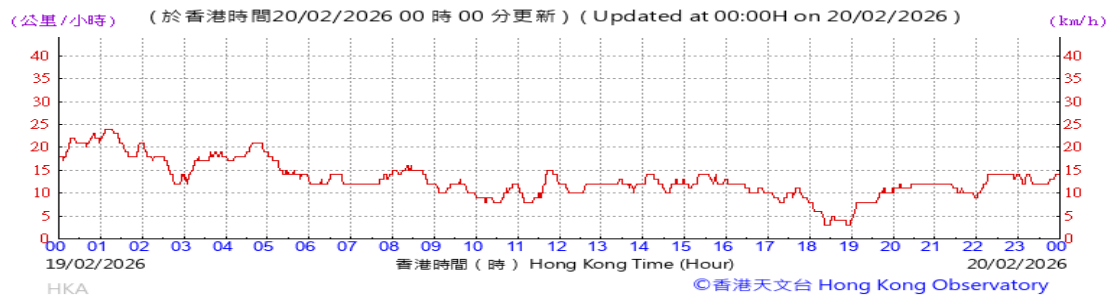


20 February 2026

Wind Direction:



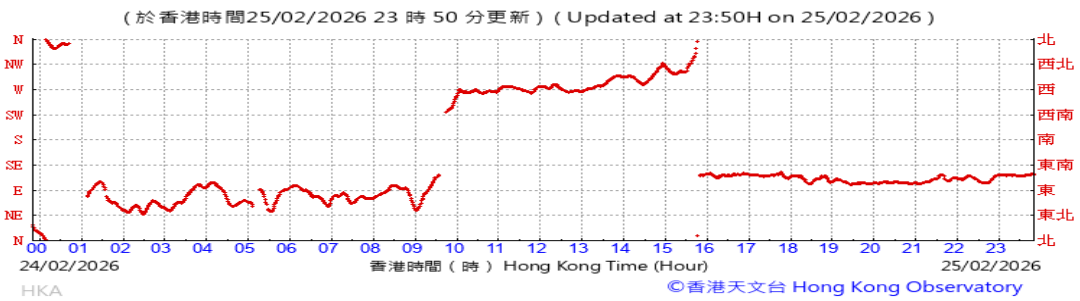
Wind Speed:



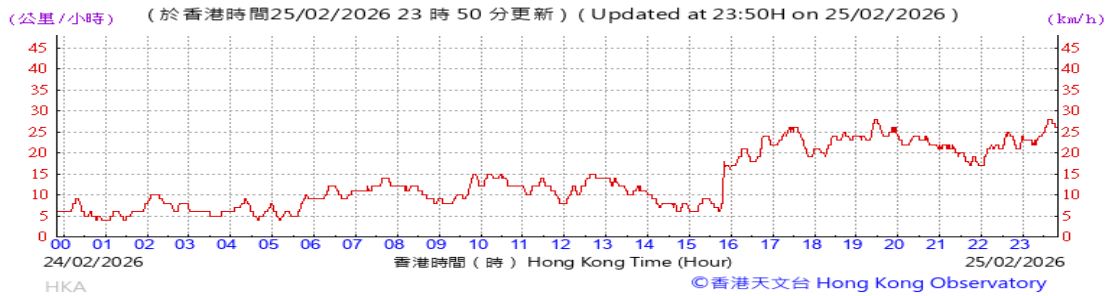
Appendix C – Extract of Wind Data for Chek Lap Kok Wind Station

25 February 2026

Wind Direction:



Wind Speed:



Noise Monitoring

Noise Monitoring Results

NM1 - Seaview Crescent

Date	Weather	Time	Measured $L_{eq(5min)}$, dB(A)	Measured L_{10} , dB(A)	Measured L_{90} , dB(A)	Baseline $L_{eq(30min)}$, dB(A)	$L_{eq(30min)}$, dB(A)	Limit Level $L_{eq(30min)}$, dB(A)
4-Feb-26	Sunny	13:11	64.6	66.2	60.6	65.3	65	75
4-Feb-26	Sunny	13:16	64.0	66.9	62.1			
4-Feb-26	Sunny	13:21	65.0	66.6	63.2			
4-Feb-26	Sunny	13:26	64.8	66.8	62.6			
4-Feb-26	Sunny	13:31	64.4	65.4	63.0			
4-Feb-26	Sunny	13:36	64.8	66.2	63.2			
10-Feb-26	Sunny	11:05	65.2	66.7	60.8	65.3	65	75
10-Feb-26	Sunny	11:10	64.4	65.9	63.1			
10-Feb-26	Sunny	11:15	65.3	66.9	62.1			
10-Feb-26	Sunny	11:20	64.6	65.9	62.1			
10-Feb-26	Sunny	11:25	65.3	66.9	62.3			
10-Feb-26	Sunny	11:30	64.6	65.7	63.2			
21-Feb-26	Cloudy	10:49	63.3	64.8	61.5	65.3	64	75
21-Feb-26	Cloudy	10:54	63.6	65.2	61.4			
21-Feb-26	Cloudy	10:59	64.0	65.2	61.7			
21-Feb-26	Cloudy	11:04	63.5	66.4	62.2			
21-Feb-26	Cloudy	11:09	63.7	66.2	61.4			
21-Feb-26	Cloudy	11:14	63.2	64.4	60.8			
24-Feb-26	Cloudy	13:09	63.6	65.1	61.6	65.3	64	75
24-Feb-26	Cloudy	13:14	64.5	66.2	62.1			
24-Feb-26	Cloudy	13:19	63.2	64.4	61.9			
24-Feb-26	Cloudy	13:24	64.9	66.5	62.4			
24-Feb-26	Cloudy	13:29	64.4	65.9	62.2			
24-Feb-26	Cloudy	13:34	64.7	65.9	61.7			

NM2 - Ling Liang Church E Wun Secondary School

Date	Weather	Time	Measured $L_{eq(5min)}$, dB(A)	Measured L_{10} , dB(A)	Measured L_{90} , dB(A)	Baseline $L_{eq(30min)}$, dB(A)	$L_{eq(30min)}$, dB(A)	Limit Level $L_{eq(30min)}$, dB(A)
4-Feb-26	Sunny	13:11	64.6	66.2	60.6	65.0	60*	70
4-Feb-26	Sunny	13:16	64.0	66.9	62.1			
4-Feb-26	Sunny	13:21	65.0	66.6	63.2			
4-Feb-26	Sunny	13:26	64.8	66.8	62.6			
4-Feb-26	Sunny	13:31	64.4	65.4	63.0			
4-Feb-26	Sunny	13:36	64.8	66.2	63.2			
10-Feb-26	Sunny	11:05	65.2	66.7	60.8	65.0	64	70
10-Feb-26	Sunny	11:10	64.4	65.9	63.1			
10-Feb-26	Sunny	11:15	65.3	66.9	62.1			
10-Feb-26	Sunny	11:20	64.6	65.9	62.1			
10-Feb-26	Sunny	11:25	65.3	66.9	62.3			
10-Feb-26	Sunny	11:30	64.6	65.7	63.2			
21-Feb-26	Cloudy	10:49	63.3	64.8	61.5	65.0	62	70
21-Feb-26	Cloudy	10:54	63.6	65.2	61.4			
21-Feb-26	Cloudy	10:59	64.0	65.2	61.7			
21-Feb-26	Cloudy	11:04	63.5	66.4	62.2			
21-Feb-26	Cloudy	11:09	63.7	66.2	61.4			
21-Feb-26	Cloudy	11:14	63.2	64.4	60.8			
24-Feb-26	Cloudy	13:09	63.6	65.1	61.6	65.0	63	70
24-Feb-26	Cloudy	13:14	64.5	66.2	62.1			
24-Feb-26	Cloudy	13:19	63.2	64.4	61.9			
24-Feb-26	Cloudy	13:24	64.9	66.5	62.4			
24-Feb-26	Cloudy	13:29	64.4	65.9	62.2			
24-Feb-26	Cloudy	13:34	64.7	65.9	61.7			

* indicates measured noise level is higher than the baseline level and correction against baseline noise level was performed.

NM3 - Fu Tung Estate Tung Ma House

Date	Weather	Time	Measured $L_{eq(5min)}$, dB(A)	Measured L_{10} , dB(A)	Measured L_{90} , dB(A)	Baseline $L_{eq(30min)}$, dB(A)	$L_{eq(30min)}$, dB(A)	Limit Level $L_{eq(30min)}$, dB(A)
4-Feb-26	Sunny	10:07	65.7	68.5	56.2	66.1	65	75
4-Feb-26	Sunny	10:12	66.6	67.8	58.9			
4-Feb-26	Sunny	10:17	63.6	65.1	62.0			
4-Feb-26	Sunny	10:22	63.4	65.8	61.8			
4-Feb-26	Sunny	10:27	64.6	65.6	63.1			
4-Feb-26	Sunny	10:32	64.2	66.3	62.3			
10-Feb-26	Sunny	14:28	64.0	65.8	58.0	66.1	64	75
10-Feb-26	Sunny	14:33	64.1	65.2	60.3			
10-Feb-26	Sunny	14:38	64.4	65.4	61.3			
10-Feb-26	Sunny	14:43	64.5	65.6	61.1			
10-Feb-26	Sunny	14:48	64.2	65.6	60.9			
10-Feb-26	Sunny	14:53	65.3	66.3	60.8			
21-Feb-26	Cloudy	13:55	63.3	64.4	60.7	66.1	63	75
21-Feb-26	Cloudy	14:00	63.5	64.7	60.9			
21-Feb-26	Cloudy	14:05	63.6	65.5	61.1			
21-Feb-26	Cloudy	14:10	63.0	65.9	61.2			
21-Feb-26	Cloudy	14:15	62.9	64.8	60.5			
21-Feb-26	Cloudy	14:20	62.7	64.9	60.4			
24-Feb-26	Cloudy	14:59	63.4	64.7	61.8	66.1	64	75
24-Feb-26	Cloudy	15:04	63.3	64.7	61.7			
24-Feb-26	Cloudy	15:09	63.2	64.9	61.3			
24-Feb-26	Cloudy	15:14	63.3	64.7	61.7			
24-Feb-26	Cloudy	15:19	63.2	64.9	61.3			
24-Feb-26	Cloudy	15:24	64.6	66.3	62.4			

NM4 - Tung Chung Crescent

Date	Weather	Time	Measured $L_{eq(5min)}$, dB(A)	Measured L_{10} , dB(A)	Measured L_{90} , dB(A)	Baseline $L_{eq(30min)}$, dB(A)	$L_{eq(30min)}$, dB(A)	Limit Level $L_{eq(30min)}$, dB(A)
4-Feb-26	Sunny	10:56	63.3	64.9	61.1	64.6	63	75
4-Feb-26	Sunny	11:01	63.1	64.7	61.2			
4-Feb-26	Sunny	11:06	62.7	65.1	61.1			
4-Feb-26	Sunny	11:11	62.8	64.1	61.3			
4-Feb-26	Sunny	11:16	63.9	66.4	62.3			
4-Feb-26	Sunny	11:21	62.2	65.5	60.7			
10-Feb-26	Sunny	13:17	63.2	64.6	61.2	64.6	63	75
10-Feb-26	Sunny	13:22	62.6	64.1	60.9			
10-Feb-26	Sunny	13:27	63.4	65.5	61.1			
10-Feb-26	Sunny	13:32	62.8	64.5	60.5			
10-Feb-26	Sunny	13:37	62.6	63.9	61.1			
10-Feb-26	Sunny	13:42	63.1	64.7	61.5			
21-Feb-26	Cloudy	13:11	61.4	63.5	59.9	64.6	62	75
21-Feb-26	Cloudy	13:16	61.7	64.3	60.4			
21-Feb-26	Cloudy	13:21	62.4	65.2	60.7			
21-Feb-26	Cloudy	13:26	62.2	64.8	60.9			
21-Feb-26	Cloudy	13:31	63.0	64.9	60.5			
21-Feb-26	Cloudy	13:36	63.4	65.5	61.2			
24-Feb-26	Cloudy	14:08	62.1	63.2	61.0	64.6	63	75
24-Feb-26	Cloudy	14:13	63.4	65.0	61.5			
24-Feb-26	Cloudy	14:18	62.2	63.3	60.9			
24-Feb-26	Cloudy	14:23	63.6	65.6	61.5			
24-Feb-26	Cloudy	14:28	62.6	63.7	61.2			
24-Feb-26	Cloudy	14:33	63.3	64.2	61.5			

